










# Configuration

|   |   |
|---|---|
|    | Select standalone   |
|    | Config Type: Server Machine<br>Check Advanced Options   |
| <a href="#">image.png</a>   | Most ABit Systems application are configure to work with strong password encryption however check the requirements.<br><br>Even with strong encryption enabled it is possible to create a user with legacy. |
|    | Configure a root password   |
|  | Add an additional abit user. An additional admin user could also be created to provide to 3rd party IT.   |
|  |   |
|  | Disable slow query log<br><br><div style="background-color: #e0f2f7; padding: 5px; border: 1px solid #ccc;">If replication is going to be enabled check Bin Log</div>                                       |
|  | Click execute   |
|  | Click next  |
|  | Launch MySQL workbench and follow <a href="#">MySQL tuning guide</a> .  |

Revision #2

Created 2024-06-21 03:26:11 UTC by ABit Software

Updated 2025-07-31 07:54:42 UTC by Tristan Marlow