

User administration - Azure

- [Register Entra application](#)
- [Update global settings](#)
- [Limit access to groups / UPN](#)

Certificates

Got feedback?

Credentials enable c...
at a web addressabl...
certificate (instead o...

Application re...

Certificates (0)

A secret string that...
application passwo...

+ New client se...

Description

No client secrets hi...

Description

Expires

Click new secret, and create an entry with required duration and name

Click new secret, and create an entry with required duration and name

+ New client secret

Description	Expires	Value	Secret ID
November 2024 - 2026	11/14/2026	<div style="border: 1px solid orange; padding: 2px;">[REDACTED]</div>	[REDACTED]

Copy the value. NOTE: you cannot view this value again.

NOTE: you cannot view this value again.

Allow groups for authentication restrictions

Manage

- Branding & properties
- Authentication
- Certificates & secrets
- Token configuration
- API permissions 1
- Expose an API
- App roles
- Owners
- Roles and administrators
- Manifest

Support + Troubleshooting

- New support request

The "Admin consent required" column shows the default value for an organization. However, user consent can be customized per permission, user, or app. This column may not reflect the value in your organization, or in organizations where this app will be used. [Learn more](#)

Configured permissions

Applications are authorized to call APIs when they are granted permissions by users/admins as part of the consent process. The list of configured permissions should include all the permissions the application needs. [Learn more about permissions and consent](#)

+ Add a permission 2 Grant admin consent for ABIT HOLDINGS PTY LTD

API / Permission	Type	Description	Admin cons...
Microsoft Graph (1)			
User.Read	Delegated	Sign in and read user profile	No


To view and manage consented permissions for individual apps, as well as your tenant's consent settings, try [Enterprise applications](#).

To access group details the API needs Group.Read.All application permission

Select an API

Microsoft APIs APIs my organization uses My APIs

Commonly used Microsoft APIs

**Microsoft Graph**
Take advantage of the tremendous amount of data in Office 365, Enterprise Mobility + Security, and Windows 10. Access Microsoft Entra ID, Excel, Intune, Outlook/Exchange, OneDrive, OneNote, SharePoint, Planner, and more through a single endpoint. 1

Select Microsoft Graph

Microsoft Graph
<https://graph.microsoft.com/> Docs

What type of permissions does your application require?

Delegated permissions

Your application needs to access the API as the signed-in user. 1

Application permissions

Your application runs as a background service or daemon with signed-in user.

Select permissions

group 2

1 The "Admin consent required" column shows the default value for an organization. However, user consent can be customized per permission, user, or app. This column may not reflect the value in your organization, or in organizations where this app will be used. [Learn more](#)

Permission	Admin consent required
> Group-Conversation	
Group (1)	
<input checked="" type="checkbox"/> Group.Read.All Read all groups 3	Yes
<input type="checkbox"/> Group.ReadWrite.All Read and write all groups	Yes
> GroupMember	

Select delegated permissions and search for group to add Group.Read.All

Refresh Got feedback?

Grant admin consent confirmation.

Do you want to grant consent for the requested permissions for all accounts in ABIT HOLDINGS PTY LTD? This will update any existing admin consent records this application already has to match what is listed below. 4

... but users have already granted on their own behalf aren't affected. [Learn more](#)

1 The "Admin consent required" column shows the default value for an organization. However, user consent can be customized per permission, user, or app. This column may not reflect the value in your organization, or in organizations where this app will be used. [Learn more](#)

Configured permissions

Applications are authorized to call APIs when they are granted permissions by users/admins as part of the consent process. The list of configured permissions should include all the permissions the application needs. [Learn more about permissions and consent](#)

+ Add a permission Grant admin consent for ABIT HOLDINGS PTY LTD 1

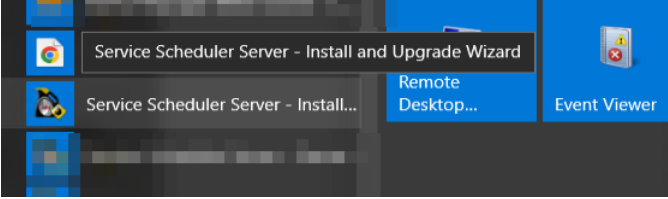
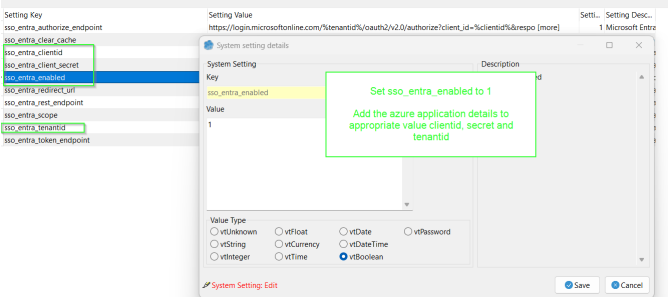
API / Permissions name	Type	Description	Admin consent required	Status
Microsoft Graph (2)				
Group.Read.All	Delegated	Read all groups	Yes	2 Not granted for ABIT H...
User.Read	Delegated	Sign in and read user profile	No	

To view and manage consented permissions for individual apps, as well as your tenant's consent settings, by [Enterprise applications](#).

Confirm admin consent

Update global settings

You will need the Azure clientid, applicationid and secret from the [Azure Application](#)

	<p>Start the Service Scheduler Install / Upgrade wizard on the server</p>
<p>Account Settings Modify account settings and system settings</p> <p>Settings Global</p> <p>Account Name <input checked="" type="checkbox"/> ABit - Dev</p>	<p>Click next until the Account Settings page and select "Global"</p>
	<p>Set sso_entra_enabled to 1</p> <p>Add the azure application details to appropriate value clientid, secret and tenantid</p>

Stop service scheduler for prompting for account on login



Pick an account

Signed in

Use another account

To stop the prompt adjust global setting
sso_entra_authorize_endpoint

System setting details

System Setting

Key: sso_entra_authorize_endpoint

Description: Microsoft Entra scope

Value: `https://login.microsoftonline.com/%tenantid%/oauth2/v2.0/authorize?client_id=%clientid%&response_type=code&redirect_uri=%redirect_uri%&response_mode=query&scope=%scope%&prompt=select_account`

Remove &prompt=select_account to disable the prompt

Value Type: vtString

System Setting: Edit

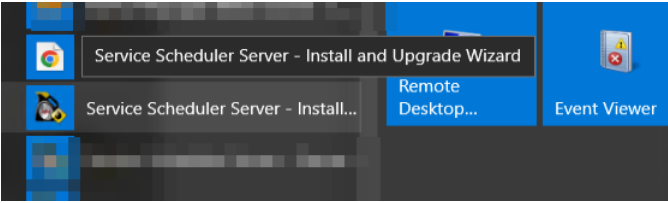
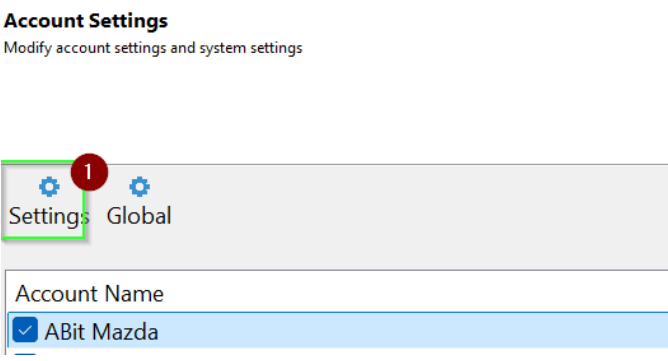

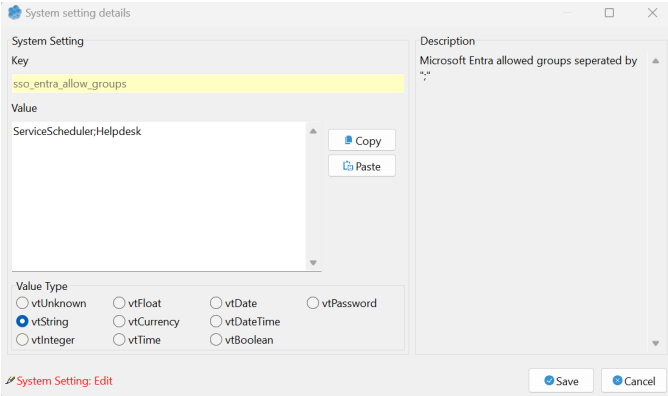
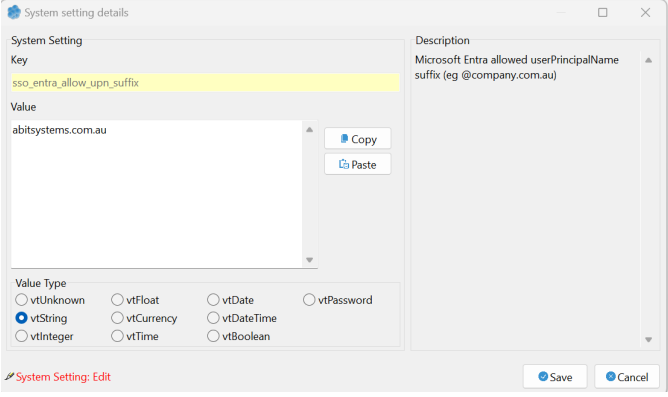
Save Cancel

https://login.microsoftonline.com/%tenantid%/oauth2/v2.0/authorize?client_id=%clientid%&response_type=code&redirect_uri=%redirect_uri%&response_mode=query&scope=%scope%&prompt=select_account

Remove the &prompt=select_account to disable.

Limit access to groups / UPN

For groups to work the Microsoft Entra application will need Group.Read.All permission

	Start the Service Scheduler install and upgrade wizard
	Select settings
	Locate the settings sso_entra_allow_groups and sso_allow_upn_suffix
	To limit access to certain group, add the group names separated by the ";" character.
	To limit to user UPN suffix enter the userPrincipalName suffix